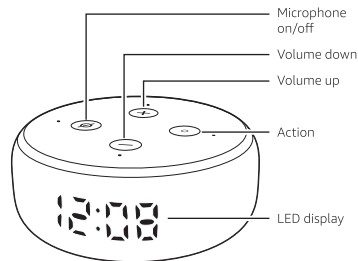


Getting to know your Echo Dot



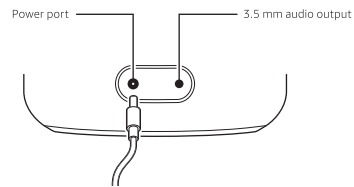
Also included: Power adapter

1. Download the Amazon Alexa app

Download and install the latest version of the Alexa app from the app store.

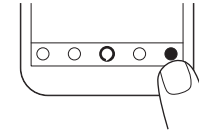
2. Plug in your Echo Dot

Plug your Echo Dot into an outlet using the included power adapter. A blue light ring will spin around the top. In about a minute, Alexa will greet you and let you know to complete setup in the Alexa app.



3. Set up your Echo Dot in the Alexa app

Open the Alexa app and follow the on-screen instructions to set up your device. If you aren't prompted to set up your device after opening the Alexa app, just tap the Devices icon in the lower right of the screen to get started.



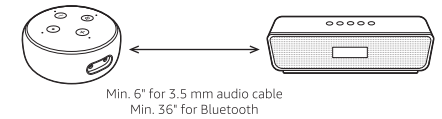
The app helps you get more out of your Echo Dot. It's where you set up calling and messaging, and manage music, lists, settings, and news.

For help and troubleshooting, go to Help & Feedback in the Alexa app or visit www.amazon.com/devicesupport.

For the best experience, set up your device via the Alexa app. You can also start the setup process at <https://alexa.amazon.com>.

Optional: Connect to a speaker

You can connect your Echo Dot to a speaker using Bluetooth or 3.5 mm audio cable. If you're using a 3.5 mm cable, your speaker should be at least 6" away. If you're using Bluetooth, go to the Device settings in the Alexa app to complete pairing and place your speaker at least 36" away from your Echo Dot for optimal performance.



Things to try with your Echo Dot

Enjoy your favorite music and audiobooks

Alexa, play a hip-hop playlist.
Alexa, resume my audiobook.

Get answers to your questions

Alexa, how many grams are in 16 ounces?
Alexa, what can you do?

Get news, podcasts, weather, and sports

Alexa, tell me the news.
Alexa, what is the weekend weather forecast?

Voice control your smart home

Alexa, turn off the lamp.
Alexa, set the temperature to 72 degrees.

Stay connected

Alexa, call Mom.
Alexa, drop in on the family room.

Stay organized and manage your home

Alexa, reorder paper towels.
Alexa, set an egg timer for 5 minutes.

Some features may require customization in the Alexa app, a separate subscription, or an additional compatible smart home device.

For more examples, select Things to Try from the Alexa app menu, or visit amazon.com/askAlexa.

Getting started with your Echo Dot

Where to put your Echo Dot

Echo Dot works best when placed in a central location, at least 8" from any walls. You can put Echo Dot in a variety of places—on a kitchen counter, the end table in your living room, or a nightstand.

Designed to protect your privacy

Amazon designs Alexa and Echo devices with multiple layers of privacy protection. From microphone controls to the ability to view and delete your voice recordings, you have transparency and control over your Alexa experience. To learn more about how Amazon protects your privacy, visit amazon.com/alexaprivacy.

Give us your feedback

Alexa is always getting smarter and adding new skills. To send us feedback about your experiences with Alexa, use the Alexa app or visit www.amazon.com/devicesupport.