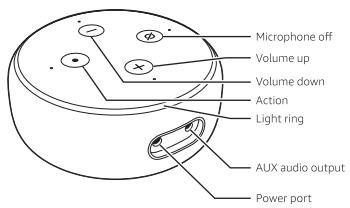


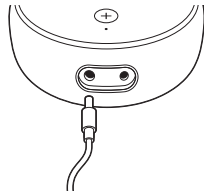
Getting to know your Echo Dot Kids Edition



Also included: Power adapter

1. Plug in your Echo Dot Kids Edition & wait for Alexa to say hello

Plug the power adapter into your Echo Dot Kids Edition and then into a power outlet. A blue light ring will begin to spin around the top. In about 1 minute, Alexa will greet you and let you know to complete setup in the Alexa app.



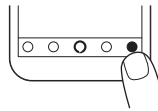
You must use the original items included in this Echo Dot Kids Edition package for optimal performance.

2. Download the Alexa app

Download the latest version of the Alexa app from the app store.

The app helps you get more out of your Echo Dot Kids Edition. It's where you set up and manage calling and messaging, smart home devices, FreeTime character alarms, routines, and other settings.

After you open the Alexa app, if you are not prompted to set up your device, tap the Devices icon in the lower right of the Alexa app to get started.



You can also start the setup process from your computer browser at <https://alexa.amazon.com>. During device setup, you'll claim your 1-year FreeTime Unlimited subscription.

To learn more about Echo Dot Kids Edition, go to Help & Feedback in the Alexa app.

Optional: Connect to a speaker

You can connect your Echo Dot Kids Edition to a speaker using Bluetooth or an AUX cable. If you are using Bluetooth, place your speaker at least 3 feet away from your Echo Dot Kids Edition for optimal performance. If you are using an AUX cable, your speaker should be at least 0.5 feet away.



Min. 0.5 ft for AUX audio
Min. 3 ft for Bluetooth

Getting started with your Echo Dot Kids Edition

Talking to your Echo Dot Kids Edition

To get the attention of your Echo Dot Kids Edition, simply say "Alexa." See the Ask Alexa Comic to help your kids get started.

Amazon FreeTime Unlimited

Your Echo Dot Kids Edition comes with one year of Amazon FreeTime Unlimited (auto-renews at applicable rate). Your child can explore with Alexa within a kid-friendly environment of skills, Audible audiobooks, and music.

Learn more about what's included with FreeTime Unlimited at <http://www.amazon.com/alexaforkids>.

Amazon Parent Dashboard

To help your child get more out of their Echo Dot Kids Edition, go to <https://parents.amazon.com>. With easy-to-use parental controls, you can review activity, manage time limits, and share appropriate skills, Audible audiobooks, and more.

Give us your feedback

Alexa will improve over time, with new features being added regularly just for kids. We want to hear about your experiences. Use the Parent Dashboard at <https://parents.amazon.com> to send us feedback or visit www.amazon.com/devicesupport.